
























| ID | Photo | Item No. | Name | Description |
|-------------|---|-------------|--|--|
| WHEELCHAIRS | | | | |
| 1 |  | RF-1 | CRUISER 1  | <ul style="list-style-type: none"> • standard steel wheelchair • available width sizes: 42 cm, 45 cm, 48 cm, 51 cm • max. patient weight capacity: 125 kg • weight: 16,5kg • foldable, double cross brace and rigid steel frame • comfortable, washable upholstery with pocket for small items on the backrest • swing-away armrests to allow transferring patient sideways • detachable footrests with heel loops and height adjustment • adjustable steel brakes and ergonomic hand rims on rear wheels • aluminum 24" rear wheels choice of fixed or with quick-release and choice of solid PU or pneumatic • double reflectors on rear wheels for safety • each wheelchair could comes optionally with a set of tools and a high quality pump (for pneumatic tires) • color: silver • polyester 624/PU wheelchair cushion comes in standard |
| 2 |  | RF-1 | CRUISER 1  | <ul style="list-style-type: none"> • standard steel wheelchair • available width sizes: 42 cm, 45 cm, 48 cm • max. patient weight capacity: 125 kg • weight: 16,5kg • foldable, double cross brace and rigid steel frame • comfortable, washable upholstery with pocket for small items on the backrest • swing-away armrests to allow transferring patient sideways • detachable footrests with heel loops and height adjustment • adjustable steel brakes and ergonomic hand rims on rear wheels • aluminum 24" rear wheels choice of fixed or with quick-release and choice of solid PU or pneumatic • double reflectors on rear wheels for safety • each wheelchair could comes optionally with a set of tools and a high quality pump (for pneumatic tires) • new colors: dark blue, dark red and light green • polyester 624/PU wheelchair cushion comes in standard |
| 3 |  | RF-3/ACTIVE | CRUISER ACTIVE Full  | <ul style="list-style-type: none"> • ideal wheelchair for active people • available in sizes: 42cm, 45cm, 48cm • max. patient weight capacity: 120kg • aluminum rigid frame and folding cross brace • comfortable, washable upholstery with pocket for small items on the backrest • swing away armrests and adjustable brakes • height-adjustable armrests, folding backrest and assistant's brakes • swing in, detachable, height adjustable footrests • double reflectors on rear wheels for safety • quick-release 24" rear wheels and front castors for choice: 2"x8"PU or 1 1/4" PVC • comes with a set of tools and a high quality pump (pneumatic tires) • available in black color • polyester 624/PU wheelchair cushion comes in standard |
| 4 |  | RF-4 | CRUISER ACTIVE 2  | <ul style="list-style-type: none"> • lightweight aluminum wheelchair (16 kg with all equipment) • width sizes: 42 cm, 45 cm, 48 cm • max. user weight: 120 kg • flip back, detachable and height adjustable full armrest with attractive design • swing away footrest • folding backrest • comfortable and easy-to-clean black nylon upholstery with pocket for small items • assistant's brakes • adjustable center of gravity (by moving the rear wheels forward or backward) • 8" front PU castors • 24" quick release rear spoke wheel with PU or pneumatic tire • comes with a set of tools and a high quality pump (pneumatic tires) • double reflectors on rear wheels for safety • aluminum handrim • equipped with hip belt and anti-tip wheels • available in gray, black, blue, green and red colors • comes in standard with 5 cm padded cushion |
| 5 |  | RF-5 | CRUISER ACTIVE 3 (with anti-shock function for the front castors)  | <ul style="list-style-type: none"> • lightweight aluminum wheelchair (19 kg without anti-shock, 21 kg with all equipment) • width sizes: 40 cm, 42 cm, 45 cm, 48 cm • max. user weight: 120 kg • drum brake • anti-shock function for the front castor (optionally) • flip-up, detachable and length adjustable armrest • detachable legrest • foldable backrest |
| 6 | | | CRUISER ACTIVE 3 (without anti-shock function)  | <ul style="list-style-type: none"> • comfortable and easy-to-clean upholstery with pocket for small items • 8' PU front castor, 24' rear wheel • comes with a set of tools and a high quality pump (pneumatic tires) • anti-tip wheels • hip belt • adjustable centre of gravity (by moving the rear wheels forward or backward and by moving front castors up and down) • available in grey color |





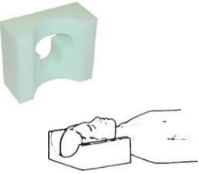


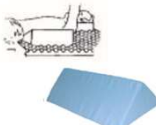
| ID | Photo | Item No. | Name | Description |
|--|---|--------------------|--|--|
| 7 |  | RF-10 | CRUISER COMFORT 1  | <ul style="list-style-type: none"> • steel wheelchair with wide reclining range (90-180 degrees) • available width sizes: 42 cm, 45 cm, 48 cm • back height: 52 cm • headrest extension with cushioned head immobilizer standard • sponge armrests for extra comfort • arms have support extension for reclining position • swing-away elevating legrest with aluminum black footplate • plastic (PVC) handgrip and steel in chromed brakes • nylon, fire resistant, vapor permeable and easy to clean upholstery • handy pocket for small items with Reha Fund logo • wheels set back on frame prevents tipping • rear anti-tippers standard • comes with push to lock wheel locks • 24" spoke aluminum rear wheels (PU or PN) and 8"x2" front PU castors • comes with a set of tools and a high quality pump (pneumatic tires) • max. user weight: 120 kg • weight: 24 kg • available in gray and green colors |
| 8 |  | 75 Wózek Uri-Akces | Wheelchair/Rollator bag | <ul style="list-style-type: none"> • color: blue • material: water-repellent PVC (easy-to-clean) • 2 zipped pockets (small and big) • it can be fastened easily via adjustable fastening straps (2 pcs) to handgrips or to the frame of wheelchair/rollator • hand-wash cleaning or by using wet wipes/towels |
| ALTERNATING PRESSURE MATTRESSES | | | | |
| 9 |  | BF 2000 | BioFlote™ 2000 | <ul style="list-style-type: none"> • recommended in the prevention and treatment of Stage I bedsores (for people who do not require long-term care) • two main sections, 130 air cells • extremely quietly working pump • made of medical and retardant PVC • lapels for fastening to prevent slipping • repair kit included • pressure control indicator, accommodating patient's body weight • color: beige • max. user weight 130 kg • weight of the mattress - 2 kg, weight of the pump - 0,93 kg • size when inflated: 196x86x6,5 cm |
| 10 |  | BF 3000 | BioFlote™ 3000 | <ul style="list-style-type: none"> • recommended for people with high risk of pressure ulcers up to stage II and who spend a long time in a lying down position, for long-term care at home • 2 independent sections of cells provide excellent pressure redistribution by alternate deflation and inflation in 12-minutes cycle • easy to clean medical Nylon/PVC cover • very quiet pump ensures a peaceful sleep (<31 dB) • max. user weight: 130 kg • 1 spare chamber in the set • size when inflated: 180x80x11 cm |
| 11 |  | BF 4000 | BioFlote™ 4000 | <ul style="list-style-type: none"> • recommended in the prevention and treatment of Stage II bedsores • simple adjustment of parameters • static cells supporting head area • easy to clean cover • micro-ventilation cells • transport plug • CPR valve • max. user weight 150 kg • weight of the mattress - 3,3 kg, weight of the pump - 1,4 kg • size when inflated: 185x85x11 cm |
| 12 |  | BF 5000 | BioFlote™ 5000 | <ul style="list-style-type: none"> • recommended in the prevention and treatment of Stage III bedsores • simple adjustment of parameters • static cells supporting head area • easy to clean, zippered cover • transport plug • CPR valve • visual low pressure alarm • static function provides a full mattress inflation • pump quick connector • max. user weight 160 kg • weight of the mattress - 4,4 kg, weight of the pump - 2,2 kg • size when inflated: 200x90x12,7 cm |





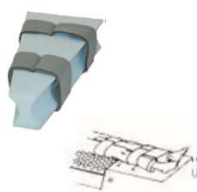






| ID | Photo | Item No. | Name | Description |
|---|---|------------------|------------------|---|
| ANTI-BEDSORE AND THERAPEUTIC MATTRESSES | | | | |
| 13 |  | BioFlote 50 | Mattress overlay | <ul style="list-style-type: none"> designed to stabilize the pneumatic mattress on the surface (e.g. bed with lamellas) flat mattress profile available in 2 sizes: W 85 x L 200 x H 5,5 cm (BioFlote 50) and W 90 x L 200 x H 5,5 cm (BioFlote 50/90) |
| 14 | | BioFlote 50/90 | | |
| 15 |  | BioFlote 100/10 | BioFlote™ 100 | <ul style="list-style-type: none"> made from the highest quality foam, the overlay pad provides effective support and comfort for the patient open cell structure allows cooling air to circulate more freely, dissipating heat and moisture on the skin distributes body weight to minimize pressure and shearing forces optional cover: waterproof or cotton available in different sizes |
| 16 | | BioFlote 100/5 | BioFlote™ 100 | |
| 17 |  | BioFlote 200 | BioFlote™ 200 | <ul style="list-style-type: none"> three sections evenly distribute the weight of the entire body providing special protection to the head, heels and the spine reduces pressure points on the body to prevent overheating and skin perspiration special cuts are present in the spine zone to reduce pressure on the spine optional cover: waterproof or cotton |
| 18 |  | BioFlote 300 | BioFlote™ 300 | <ul style="list-style-type: none"> this flotation product is specifically designed to meet the challenge of spine and heel pressure protection is ideally suited for hospitals or other medical facilities and is used in the prevention of bedsores top layer is made of medium density foam to evenly distribute the weight of the body for optimal comfort unique 3-zone therapeutic convolution (head, spine and heel) provides superior pressure reduction bottom layer is made of hard foam to stabilize the mattress . optional cover: waterproof or cotton |
| 19 |  | BioFlote 400 | Standard 400 | <ul style="list-style-type: none"> ensures proper support and comfort to the patient mattress made of non-toxic and anti-allergic polyurethane foam evenly distributes body weight can be made to fit any bed in a homecare or hospital environment optional cover: waterproof or cotton |
| 20 |  | BioFlote 600 | BioFlote™ 600 | <ul style="list-style-type: none"> naturally adapts to body shape helps to maintain proper body posture reduces the pressure between the bone tissue and the bed surface suitable foam density preserves the natural spine curvature evenly distributes body weight optional cover: waterproof or cotton |
| 21 |  | BioGofer 15000 | BioGofer 15000 | <ul style="list-style-type: none"> individual surface segments of the mattress work independently to reduce the pressure and correctly position the patient's body mattress made of non-toxic and anti-allergic polyurethane foam waffle-like cutouts structure allows free air circulation between the mattress and the patient's body ensures even distribution of pressure over places particularly vulnerable to bedsores optional cover: waterproof or cotton size: W 90 x L 200 x H 10 cm |
| | | | | <ul style="list-style-type: none"> individual surface segments of the mattress work independently to reduce the pressure and correctly position the patient's body mattress made of non-toxic and anti-allergic polyurethane foam waffle-like cutouts structure allows free air circulation between the mattress and the patient's body ensures even distribution of pressure over places particularly vulnerable to bedsores optional cover: waterproof or cotton size: W 90 x L 200 x H 12 cm |
| | | | | <ul style="list-style-type: none"> individual surface segments of the mattress work independently to reduce the pressure and correctly position the patient's body mattress made of non-toxic and anti-allergic polyurethane foam waffle-like cutouts structure allows free air circulation between the mattress and the patient's body ensures even distribution of pressure over places particularly vulnerable to bedsores optional cover: waterproof or cotton size: W 90 x L 200 x H 15 cm |
| 22 |  | 3-częściowy 404S | 404S | <ul style="list-style-type: none"> ideal for home rehabilitation and fitness centers mattress made of non-toxic and non-allergic polyurethane foam can easily be folded and comes with a handle for easy transport covered with a durable, waterproof and washable cover |








| ID | Photo | Item No. | Name | Description |
|---------------|---|-------------|--|--|
| 23 |  <div>NEW</div> | 15/P/EN | Waterproof flexible cover | <ul style="list-style-type: none">• flexilbe• reusable (easy to wash)• dimensions: W 90 x L 200 x H 15 cm• color: white |
| 24 |  | 15/P/B | Cotton cover | <ul style="list-style-type: none">• mede from cotton• breathable• durable• color: navy blue |
| 25 |  | 15/P/N | Waterproof cover | <ul style="list-style-type: none">• medical fabric made from polyurethane• brethable• waterproof• stretchable• color: medical green |
| 26 |  | 3045-1 | Waterproof hygenic pad for home and hospital care • designed to protect the surface of the mattress exposed to moisture through contact with liquid or physiological fluids (eg. urine, blood) • waterproof hygienic protector • ideal for people with incontinence | <ul style="list-style-type: none">• W 70 x L 100 cm• available colors: blue and green |
| 27 | | 3045-2 | | <ul style="list-style-type: none">• W 70 x L 140 cm• available in 2 colors: blue and green |
| 28 | | 3045-3 | | <ul style="list-style-type: none">• W 140 x L 100 cm• available in 2 colors: blue and green |
| 29 | | 3045-4 | | <ul style="list-style-type: none">• W 140 x L 200 cm• available in 2 colors: blue and green |
| 30 |  <div>NEW</div> | 3046-1 | Waterproof pad for home care • reusable (easy to wash) | <ul style="list-style-type: none">• W 70 x L 100 cm• available in 5 colors: grey, green, blue, pink, white |
| 31 | | 3046-2 | | <ul style="list-style-type: none">• W 90 x L 100 cm• available in 5 colors: grey, green, blue, pink, white |
| 32 | | 3046-3 | | <ul style="list-style-type: none">• W 90 x L 140 cm• available in 5 colors: grey, green, blue, pink, white |
| 33 | | 3046-4 | | <ul style="list-style-type: none">• W 90 x L 200 cm• available in 5 colors: grey, green, blue, pink, white |
| 34 | | 3046-5 | | <ul style="list-style-type: none">• W 90 x L 200 cm with rubber bands• available in 5 colors: grey, green, blue, pink, white |
| 35 | | 3046-6 | | <ul style="list-style-type: none">• W 140 x L 200 cm• available in 5 colors: grey, green, blue, pink, white |
| ELECTRIC BEDS | | | | |
| 36 |  | Economic II | Electric bed | Lair surface size: approx. 90 x 200 cm, four-segment, height adjustment range approx. 40 - 80 cm, electrical regulation of the backrest segment (in the range of 0 - 70 °) and thighs (in the range of 0 - 35 °), anti-Trendelenburg position , metal elements powder painted (topaz color), beech tops, handheld remote control with the possibility of selective locking of the bed function, safe working load: 185 kg, 230 V power supply |
| 37 |  | Dali II 24V | Electric bed (economical in use) | Lair surface size: approx. 90 x 200 cm, four-segment, height adjustment range approx. 40 - 80 cm, electrical regulation of the backrest segment (in the range of 0 - 70 °) and thighs (in the range of 0 - 35 °), anti-Trendelenburg position , metal elements powder painted (topaz color), beech tops, handheld remote control with the possibility of selective locking of the bed function, safe working load: 185 kg, 24 V power supply, |
| 38 |  | ARMINIA III | Electric bed (economical in use, built-in peaks) | Lair surface size: approx. 90 x 200 cm, four-segment, height adjustment range approx. 40 - 80 cm, electrical regulation of the backrest segment (in the range of 0 - 70 °) and thighs (in the range of 0 - 35 °), anti-Trendelenburg position , metal elements powder painted (topaz color), beech tops, handheld remote control with the possibility of selective locking of the bed function, safe working load: 185 kg, 24 V power supply, fully buildd peaks |













| ID | Photo | Item No. | Name | Description |
|--------------------------|--|----------|--------------------|---|
| ORTHOPEDIC SLEEP PILLOWS | | | | |
| 39 |  NEW | 660 | Morpheus Classic | <ul style="list-style-type: none"> • recommended for people who require good support for the cervical spine and head • made from elastic PU foam • breathable • excellent neck support • fitting well to body shape • 100% organic cover made from cotton knit • adjustable height |
| 40 |  NEW | 661 | Morpheus Comfort | <ul style="list-style-type: none"> • recommended for people who require high sleep comfort and care about healthy sleep • made from memory foam • breathable • great comfort • fitting well to body shape • 100% organic cover made from cotton knit • adjustable height |
| 41 |  NEW | 662 | Morpheus Exclusive | <ul style="list-style-type: none"> • recommended for people who require high sleep comfort and good support cervical spine in the same time • 2-layer: top made from elastic PU foam, core made from elastic PU foam • breathable • excellent neck support and great comfort • fitting well to body shape • 100% organic cover made from cotton knit • adjustable height |
| 42 |  NEW | 663 | Morpheus Traveler | <ul style="list-style-type: none"> • ideal for frequent travelers • small, handy, easy to pack • made of thermoelastic foam ('memory foam') • ensures correct support of the neck and shoulders, eliminates pain and discomfort • breathable • with height adjustment • pillowcase made of 100% cotton |
| 43 |  NEW | 664 | Morpheus Soft | <ul style="list-style-type: none"> • especially recommended for people who require extraordinary and very high level of comfort during sleep • designed for people of any physique and height, sleeping on their backs or on their side • made of thermoelastic foam ('memory foam') • breathable • with height adjustment • pillowcase made of 100% cotton |
| 44 |  NEW | 665 | Morpheus CPAP | <ul style="list-style-type: none"> • recommended for people who suffer from sleep apnea and use CPAP device • for patients with problems resulting from incorrectly positioned mask during sleep • designed for patients of any physique and height, sleeping on their backs or on their side • ensures correct spine positioning • made of thermoelastic foam ('memory foam') • breathable • with height adjustment • pillowcase made of 100% cotton |
| SEAT CUSHIONS | | | | |
| 45 |  | 681 | Super Żel | <ul style="list-style-type: none"> • contains a gel insert which gives effective pressure distribution over the sitting area, thus reducing pressure on the body • perfectly adapts to the shape of the pelvis • ensures adequate air circulation • waterproof cover contains a front pocket for small items and Velcro tapes for stabile usage in a seated position • size (H x D x W): 7 x 42 x 44 cm, also available in widths 40, 48 cm |
| 46 |  | 624 | Super Jeż | <ul style="list-style-type: none"> • convoluted wheelchair cushion • comes with waterproof cover PES • size: 44 x 40,5 x 6 cm |











| ID | Photo | Item No. | Name | Description |
|----|---|-------------|---------------------------|---|
| 47 |  | 626 | Super Jež | <ul style="list-style-type: none"> • removable center allows effective relief of the coccyx • convoluted cushion providing excellent air circulation and stimulating blood circulation • made from low density elastic foam • eliminates pain and discomfort during prolonged seating periods • optional cover: waterproof or cotton • size (H x D x W): 9 x 40,5 x 44 cm |
| 48 | | 626/B | Super Jež | |
| 49 | | 626/N | Super Jež | |
| 50 |  | 621/B | ViscoFlote™ 621 | <ul style="list-style-type: none"> • upper layer made from viscoelastic memory foam to assure high resiliency and comfort • lower layer made from high density foam to improve stability • ideal for wheelchairs • optional cover: waterproof or cotton • size (H x D x W): 6cm x 42cm x 44cm; |
| 51 | | 621/N | ViscoFlote™ 621 | |
| 52 |  | BioFlote™ 1 | BioFlote™ 1 | <ul style="list-style-type: none"> • significantly reduces pressure exerted on the body (pressure reduction up to 35%) • reduces the risk of bed sores, • ensures stability and optimal patient support • improves seat comfort • helps to maintain free blood flow • width: 40cm |
| 53 |  | BioFlote™ 2 | BioFlote™ 2 | <ul style="list-style-type: none"> • reduces the risk of bed sores • evenly distributing body weight pressure • significantly reduces pressure exerted on the body (pressure reduction average up to 60%) • perfectly adjusts to your shape of body • ensures stability and optimal patient support • helps to maintain free blood flow • improves seat comfort • width: 40 or 45cm |
| 54 |  | 630/36/B | Lumbar support Stabil 630 | <ul style="list-style-type: none"> • assures effective back support • made of elastic medium density foam • cotton cover • available in widths 36, 41 cm |
| 55 | | 630/41/B | Lumbar support Stabil 630 | |












| ID | Photo | Item No. | Name | Description |
|---------------------|---|----------|---|--|
| PATIENT POSITIONERS | | | | |
| 56 |  | PP-1 | Heel / Ankle Protector | <ul style="list-style-type: none"> reduces pressure on heels and ankles and allows proper air flow circulation fastened with velcro tape size: 16 x 19cm |
| 57 |  | PP-2 | Elbow Protector | <ul style="list-style-type: none"> reduces pressure on the elbows and allows proper air flow circulation fastened with velcro tape size: 15 x 39.5 cm |
| 58 |  | PP-3/S | Round Foam Positioner (13 cm) | <ul style="list-style-type: none"> universal protector which may be used for different parts of the body reduces pressure on and allows proper air flow circulation size: <ul style="list-style-type: none"> PP-3/S (2 szt.) Ø 13 cm PP-3/M (2 szt.) Ø 18 cm PP-3/L (1 szt.) Ø 23 cm" |
| 59 | | PP-3/M | Round Foam Positioner (18 cm) | |
| 60 | | PP-3/L | Round Foam Positioner (23 cm) | |
| 61 |  | PP-4 | Foot Positioner | <ul style="list-style-type: none"> stabilizes the position of the foot and reduces the risk of bedsores the holes on the sides provide free air circulation. size: 35 x 20 x 20 cm |
| 62 |  | PP-5/M | Head Positioner | <ul style="list-style-type: none"> reduces the risk of bedsores and stabilizes the head posture the shape and anatomical hole in the positioner allow free air circulation size: <ul style="list-style-type: none"> PP-5/M 18 x 16 x 9 cm PP-5/L 23 x 21 x 10 cm |
| 63 | | PP-5/L | | |
| 64 |  | PP-6 | Convuluted Cushion without cover | <ul style="list-style-type: none"> universal protector which may be used for different parts of the body reduces pressure on the desired body part and allows proper air flow circulation size: 4,5 x 20 x 41 cm available with or without cotton cover |
| 65 | | PP-6/B | Convuluted Cushion with cotton cover | |
| 66 |  | PP-7 | Positioning Roll without cover | <ul style="list-style-type: none"> stabilizes particular body parts and reduces the risk of bedsores the shape of the positioner allows free air circulation size: Ø 12,5 x 43 cm available with or without cotton cover |
| 67 | | PP-7/B | Positioning Roll with cotton cover | |
| 68 |  | PP-8 | Body Aligner without cover | <ul style="list-style-type: none"> universal protector which may be used for different parts of the body reduces pressure on body part and allows proper air flow circulation optional cover: waterproof or cotton size: 19 x 19 x 43 cm available with or without cotton cover |
| 69 | | PP-8/B | Body Aligner with cotton cover | |








| ID | Photo | Item No. | Name | Description |
|-----------------------|---|----------|--|---|
| 70 |  | PP-9 | Wedge 60° without cover | <ul style="list-style-type: none">the wedge may be used for supporting the back, legs and other parts of the bodyprovides comfortable stability and safe supportreduces pressure on the body part and allows proper air flow circulation |
| 71 |  | PP-9/B | Wedge 60° with cotton cover | <ul style="list-style-type: none">the wedge has an inclination angle of 30 °/60 °size: 22,5 x 60 x 58 cmavailable with or without cotton cover |
| 72 |  | PP-10 | Wedge 45° without cover | <ul style="list-style-type: none">the wedge may be used for supporting the back, legs and other parts of the body.provides comfortable stability and safe supportreduces pressure on the body part and allows proper air flow circulation |
| 73 |  | PP-10/B | Wedge 45° with cotton cover | <ul style="list-style-type: none">the wedge has an inclination angle of 45 °size: 44,5 x 44,5 x 60 cmavailable with or without cotton cover |
| 74 |  | PP-11/S | Abduction Pillow | <ul style="list-style-type: none">effectively abducts the legs over their entire lengthprovides comfortable stability and safe supportreduces pressure on the body part and allows proper air flow circulationsize: PP-11/S 31 x 46 cm PP-11/M 36 x 56 cm PP-11/L 41 x 64 cm |
| 75 | | PP-11/M | | |
| 76 | | PP-11/L | | |
| 77 |  | PP-12/M | Knee Abduction Splint | <ul style="list-style-type: none">effectively abducts the knees in a sitting or sleeping positionideal for wheelchairscomes with a terry pillowcase with a Velcro tapesize: PP-12/M 24 x 14 cm PP-12/L 26 x 16.5 cm |
| 78 |  | PP-12/L | | |
| WALKERS AND ROLLATORS | | | | |
| 79 |  | RF-100 | Aluminum folding frame with front wheels and wooden ball | <ul style="list-style-type: none">simplest walker folding system: just pull the ball towards youextremely light and durablemade from anodized aluminum tubingeasy height adjustment by "C-clip" buttonsequipped with two 5" front wheels and two rear stoppers with non-slip rubber tipsmax. safe load: 127 kg |
| 80 |  | RF-130/2 | 4 in 1 Folding walker with castors | <ul style="list-style-type: none">4 functions in one: rolling, alternating, front wheels and smallest compact size for transport or storagedesigned to give excellent support and stability while walkingstrong and durable anodized aluminum framecomfortable handles with firm gripnon-slip rubber tips on stoppers2 removable front castors in standard equipmentheight adjustable, easy to use „C-clip“easily folds into a compact sizemax. safe load: 113 kg |
| 81 |  | RF-131 | 3 in 1 Folding walker with castors | <ul style="list-style-type: none">designed to give excellent support and stability when walkingpossesses 3 options: rolling, alternating, front wheelssimple foldingstrong and durable anodized aluminum framecomfortable handles with firm gripnon-slip rubber tips on stoppers2 removable front castors in standard equipmentheight adjustable, easy to use „C-clip“max. safe load: 130 kg |
| 82 |  | RF-140 | Forearm walking frame with castors | <ul style="list-style-type: none">designed to keep the user in an upright position for gait trainingforearm platforms reduce pressure on your hands and wrists and help disperse weight between user's arms and legs while walkingfoldable steel and aluminum framefully adjustable to suit user4x ø75mm wheels with brakesmax. user weight 200 kg |










| ID | Photo | Item No. | Name | Description |
|----|---|----------|--|---|
| 83 |  | RF-651 | 2-wheel rollator with seat | <ul style="list-style-type: none"> • provides comfort and support for people requiring stability while walking. • adjustable height • rigid steel frame • front 8" wheels, rear part with anti-slip rubber tip. • foldable for easy transportation • equipped with seat • max. safe load: 113 kg |
| 84 |  | RF-610 | 4-wheel steel rollator | <ul style="list-style-type: none"> • provides comfort and support for people requiring stability while walking • padded comfortable seat and backrest • sturdy shopping bag • adjustable height • rigid steel frame in stylish blue • 8" wheels • independent brakes on each rear wheel • foldable for easy transportation • max. safe load: 136 kg |
| 85 |  | RF-615 | 4-wheel aluminum rollator 'Denver Premium' | <ul style="list-style-type: none"> • made of lightweight & durable aluminum with powder coated finish • can be folded easily • large & convenient shopping basket • comfortable padded seat with PVC upholstery • ergonomically designed handles are easy to grip • allows you to change the backrest to the other side • loop brakes are easy to tighten and release, it can be pressed down as the parking brakes to lock the wheels • rotary knobs for adjusting the height of handles to fit different users (adjustment range: 83-95 cm) • 6" castors • max. safe load: 158 kg • overall width: 61 cm • weight: 7 kg |
| 86 |  | RF-616 | 4-wheel aluminum stepper rollator 'Oslo Premium' | <ul style="list-style-type: none"> • lightweight frame with liquid-coating • easily fold for good storage and transport • easy squeeze and release hand brake system • PVC padded seat • detachable backrest saved space • foldable footrest for easy step on or off • rotary knobs for adjusting the height of handles to fit different users (adjustment range: 78-85 cm) • 8" high quality solid castors • max. safe load: 158 kg • overall width: 61 cm • weight: 7 kg |
| 87 |  | RF-620 | 4-wheel aluminum rollator 'Lizbona Premium' | <ul style="list-style-type: none"> • very light and maneuverable • one touch locking top brake system • adjustable handle height: 82-95 cm • mesh cloth seat • shopping bag • 8" PVC wheels • max. safe load: 136 kg • width: 61 cm • weight: 6,6 kg |
| 88 |  | RF-623 | 4-wheel aluminum rollator 'Rio Premium' | <ul style="list-style-type: none"> • aluminum liquid coated frame • crossbar design for folding • easily squeeze and release hand brakes come with locking mechanism • height adjustable backrest • big shopping bag • 8" front wheel and 8" rear wheel • plastic fork with reflective labeling • height adjustment with button (adjustment range: 82-92 cm) • max. safe load: 130 kg • width: 61,4 cm • weight: 7,1 kg |
| 89 |  | RF-624 | 4-wheel aluminum rollator 'Palermo Premium' | <ul style="list-style-type: none"> • aluminium foldable frame • powder coated finish • black cross bracing • foldable to a small size • 8" PVC wheels • comes with black bag and cane holder • independent brakes on each rear wheel • adjustable handle height: 76-95 cm • width: 60 cm • max. safe load: 136 kg • weight: 8,5 kg |







| ID | Photo | Item No. | Name | Description |
|--------------------|--|----------|---|---|
| CRUTCHES AND CANES | | | | |
| 90 |  | RF-200 | Elbow crutch with single (lower) height adjustment | <ul style="list-style-type: none"> • easy-adjustable lightweight crutches provide a firm and stable support • the handle on the elbow crutch shaped to evenly distribute the pressure over the hand • ergonomically shaped hinged cuff • made from strong and durable anodized aluminum • comfortable elbow handle made of durable plastic provides a firm grip • reinforced anti-slip rubber ferrule adapts to all surfaces • easy height adjustment with "C-clip" buttons • max. safe load: 180 kg • single (lower) height adjustment (between the elbow handle and the ground): 660 mm – 915 mm • the price is for 1 pcs. |
| 91 |   | RF-201ER | Elbow crutch with single (lower) height adjustment and ergonomic handle | <ul style="list-style-type: none"> • swing away lateral support • single (lower) height adjustment (between the elbow handle and the ground) • ergonomic handle • max. user weight: 150 kg • available colors: gray, yellow, red, blue and black • the price is for 1 pcs. |
| 92 |   | RF-201M | Elbow crutch with single (lower) height adjustment and soft grip | <ul style="list-style-type: none"> • swing away lateral support • single (lower) height adjustment (between the elbow handle and the ground) • soft grip • max. user weight: 150 kg • available colors: gray, yellow, red, blue and black • the price is for 1 pcs. |
| 93 |  | RF-210 | Elbow crutch with double height adjustment | <ul style="list-style-type: none"> • two-way adjustable lightweight crutches provide a firm and stable support • lower height adjustment between the elbow handle and the ground: 63,5 cm – 91 cm • upper height adjustment between the elbow handle and the cuff: 23,5 cm – 31 cm • the handle on the elbow crutch shaped for evenly distribution of the pressure over the hand • ergonomically shaped hinged cuff • made from strong and durable anodized aluminum • comfortable elbow handle made of durable plastic provides a firm grip • reinforced anti-slip rubber ferrule adapts to all surfaces • easy height adjustment with "C-clip" buttons • all plastic and rubber materials are latex free • max. safe load: 180 kg • the price is for 1 pcs. |
| 94 |   | RF-211 | Elbow crutch with double height adjustment | <ul style="list-style-type: none"> • swing away lateral support • lower height adjustment between the elbow handle and the ground • upper height adjustment between the elbow handle and the cuff • max. user weight: 150 kg • available colors: gray, yellow, red, blue and black • the price is for 1 pcs. |
| 95 |   | RF-211ER | Elbow crutch with double height adjustment and ergonomic handle | <ul style="list-style-type: none"> • swing away lateral support • lower height adjustment between the elbow handle and the ground • upper height adjustment between the elbow handle and the cuff • ergonomic handle • max. user weight: 150 kg • available colors: gray and black • the price is for 1 pcs. |
| 96 |   | RF-211M | Elbow crutch with double height adjustment and soft grip | <ul style="list-style-type: none"> • swing away lateral support • lower height adjustment between the elbow handle and the ground • upper height adjustment between the elbow handle and the cuff • soft grip • max. user weight: 150 kg • available colors: gray and black • the price is for 1 pcs. |







| ID | Photo | Item No. | Name | Description |
|-----|---|----------|---|--|
| 97 |  | RF-220 | Elbow crutch with single (lower) height adjustment and fixed, opened cuff | <ul style="list-style-type: none"> • lightweight crutch with ergonomically shaped hinged cuff • made from strong and durable anodized aluminum • comfortable elbow handle is made of durable plastic and provides a firm grip • reinforced anti-slip rubber ferrule adapts to all surfaces • easy height adjustment with "C-clip" buttons • all plastic and rubber materials are latex free • max. safe load: 180 kg • single (lower) height adjustment: 736 mm – 965 mm • the price is for 1 pcs. |
| 98 |  NEW | RF-221ER | Elbow crutch with single (lower) height adjustment, fixed cuff and ergonomic handle | <ul style="list-style-type: none"> • fixed lateral support • single (lower) height adjustment (between the elbow handle and the ground) • ergonomic handle • max. user weight: 120 kg • available colors: gray and black • the price is for 1 pcs. |
| 99 |  NEW  | RF-221M | Elbow crutch with single (lower) height adjustment, fixed cuff and soft grip | <ul style="list-style-type: none"> • fixed lateral support • single (lower) height adjustment (between the elbow handle and the ground) • soft grip • max. user weight: 120 kg • available colors: gray, yellow, red, blue and black • the price is for 1 pcs. |
| 100 |  NEW | RF-222ER | Elbow crutch with double height adjustment, fixed cuff and ergonomic handle | <ul style="list-style-type: none"> • fixed lateral support • lower height adjustment between the elbow handle and the ground • upper height adjustment between the elbow handle and the cuff • ergonomic handle • max. user weight: 120 kg • available colors: gray and black • the price is for 1 pcs. |
| 101 |  NEW | RF-222M | Elbow crutch with double height adjustment, fixed cuff and soft grip | <ul style="list-style-type: none"> • fixed lateral support • lower height adjustment between the elbow handle and the ground • upper height adjustment between the elbow handle and the cuff • soft grip • max. user weight: 120 kg • available colors: gray and black • the price is for 1 pcs. |
| 102 |  NEW  | RF-225 | Elbow crutch for children, with double height adjustment | <ul style="list-style-type: none"> • for children • swing away lateral support • lower height adjustment between the elbow handle and the ground • upper height adjustment between the elbow handle and the cuff • max. user weight: 120 kg • available colors: gray, red, blue and black • the price is for 1 pcs. |
| 103 |  | RF-230 | Arm crutch with double adjustable, sizes M,L | <ul style="list-style-type: none"> • arm crutch is designed for people requiring reliable support while standing or moving • made from lightweight anodized aluminum • easy height adjustment of handle grip and crutch • anti-slip rubber cushions on adjustable handle and cuff • replacement ferrule, handle grip cushion and cuff pad available • all materials are latex free • max. safe load: 113 kg • available in 2 sizes M,L • the price is for 1 pcs. |
| 104 |  | RF-300 | Tripod with single adjustable | <ul style="list-style-type: none"> • product provides high stability and balance while walking • ergonomic plastic handle, shaped to anatomically fit the palm • made of light and durable anodized aluminum • the base is made of high quality steel for increased strength • non-slip rubber ferrules on all legs • easily adapts to walking surfaces • easy height adjustment with C-clip button • replacement rubber ferrules available • max. safe load: 127 kg • height adjustment: 762 mm – 1016 mm |



| ID | Photo | Item No. | Name | Description |
|-----|---|-------------|---|---|
| 105 |  | RF-400 | Tetrapod with single adjustable | <ul style="list-style-type: none">• provides high stability and balance while walking• ergonomic plastic handle shaped to anatomically fit the palm• made of light and durable anodized aluminum• the base is made of high quality steel for increased strength• non-slip rubber ferrules on all legs• easily adapts to walking surfaces• easy height adjustment with C-clip button• replacement rubber ferrules are available• max. safe load: 127 kg• height adjustment: 770 mm – 1030 mm |
| 106 |  | RF-510 | Aluminium cane with wooden handle and single adjustable | <ul style="list-style-type: none">• walking cane designed to provide support and stability while walking• made of durable and elegant anodized aluminum• elegant and comfortable wooden handle• easy height adjustment with a C-clip button• easily adapts to walking surfaces• replacement rubber ferrules are available• convenient wrist strap• available in black (RF-510) or bronze (RF-511)• max. safe load: 113 kg• height adjustment: 787mm – 1016 mm |
| 107 |  | RF-511 | | |
| 108 |  | RF-520 | Folding cane with wooden handle and single adjustable | <ul style="list-style-type: none">• folding canes are lightweight, strong and stable• ready to use in a second. While not used, the cane may be folded and stored in a plastic wallet.• made of durable and elegant anodized aluminum• comfortable handle made of elegant wood• easy height adjustment with a C-clip button• easily adapts to walking surfaces• replacement rubber ferrules are available• folds away into 4 parts and stored in a plastic wallet• comes with a handy wrist strap• available in black (RF-520) or bronze (RF-521)• max. safe load: 113 kg• height adjustment: 787mm – 889 mm |
| 109 |  | RF-521 | | |
| | | RUBBER TIPS | | |
| 110 |  | RF-100/1 | Rubber tip | Rubber tip for RF-100, Ø 25mm |
| 111 |  | RF-110/1 | Rubber tip | Rubber tip for RF-110/RF-120, Ø 28mm |
| 112 |  | RF-200/1 | Rubber tip | Rubber tip for RF-220, Ø 20mm |
| 113 |  | RF-220/1 | Rubber tip | Rubber tip for RF-220, Ø 18mm |
| 114 |  | RF-300/1 | Rubber tip | Rubber tip for RF-300/RF-400, Ø 16mm |
| 115 |  | RF-510/1 | Rubber tip | Rubber tip for RF-510/RF-511/RF-520/RF-521 Ø 18mm |








| ID | Photo | Item No. | Name | Description |
|-------------------------------------|--|----------|---------------------------------------|--|
| 116 |  | RF-200/2 | Ice grip | Ice grip, universal size |
| REHABILITATION EQUIPMENT | | | | |
| 117 |  | A3002 | Pedal exerciser | <ul style="list-style-type: none"> heavy duty chrome plated steel frame provides smooth pedal movement restores muscle strength and coordination no assembly required basic dimension: 41 x 50 cm weight: 2,2 kg |
| 118 |  | 881 | Standard exercise pull set | <ul style="list-style-type: none"> restore shoulder, arm and upper torso mobility easily install over any door metal hanging bracket |
| 119 |  | RF-950 | Adjustable backrest | <ul style="list-style-type: none"> structure made of high quality steel pallet made of highly air permeable nylon comfortable headrest quick and easy angle adjustment foldable, easy to transport max. safe load: 100 kg adjustable angle: 25°-80° |
| BATH SAFETY AND TOILETING EQUIPMENT | | | | |
| 120 |  | RF-800 | Aluminium, frame commode chair | <ul style="list-style-type: none"> serves as a portable toilet can be used directly over the toilet rubber tips prevent slipping frame made of elegant, anodized aluminum very light and easy to handle to facilitate height adjustment, „C-clip“ buttons fitted comfortable and durable plastic armrests artificial removable backrest max. safe load: 130 kg seat height adjustment: 435 mm - 535 mm |
| 121 |  NEW | RF-801 | Steel, foldable commode chair 'Bruno' | <ul style="list-style-type: none"> serves as a portable toilet can be used directly over the toilet non-slip rubber tips on all legs plastic-sprayed steel frame folding, easy to carry to facilitate height adjustment, „C-clip“ buttons fitted comfortable and durable plastic armrests artificial removable backrest max. safe load: 100 kg weight: 6,5 kg seat height adjustment: 530 mm - 720 mm |
| 122 |  NEW | RF-802 | Aluminum commode chair 'Marco' | <ul style="list-style-type: none"> commode chair (can be used in the shower) and portable toilet in one aluminum powder coated frame, allows tool free assembly flip up armrests/height adjustable + front and back adjustable armrests detachable and swing away footrests with foot belts waterproof PU seat & backrest height adjustable backrest (45,5 - 48 cm) 4x5" solid castors (rear castors with brake) max. safe load: 120 kg weight: 13,5 kg |

| ID | Photo | Item No. | Name | Description |
|-----|---|----------|---------------------------------------|---|
| 123 |  | RF-803 | Steel, foldable commode chair 'Bruno' | <ul style="list-style-type: none"> • multifunctional device that can be used as: 1. walker and rising aid (2 castors in standard), 2. toilet chair, 3. bath chair • lightweight, durable aluminium frame with anodized finish • two triggers that can be easily pulled by fingers for folding up the walker • each foot with a spring lock pin for adjusting walker's height (range from 81-99 cm - 8 levels) • handle grips with soft foams offer a comfortable and safe hold • dimensions: total width: 52cm, width of toilet seat: 40 cm, width of shower bench: 41cm • max. safe load: 100 kg • weight of full set (3 in 1): 6 kg |
| 124 |  | RF-803/1 | Aluminum foldable walker | <ul style="list-style-type: none"> • trigger release folding walker and rising aid in one (2 castors in standard) • lightweight, durable aluminium frame with anodized finish • two triggers that can be easily pulled by fingers for folding up the walker • each foot with a spring lock pin for adjusting walker's height (range from 81-99 cm - 8 levels) • handle grips with soft foams offer a comfortable and safe hold • max. safe load: 100 kg • weight: 2,5 kg • can goes with bath seat or toilet seat (option) |
| 125 |  | RF-803/2 | Shower bench | <ul style="list-style-type: none"> • shower bench with aluminum tubes that can transform walker into batch chair • width of shower bench: 41 cm |
| 126 |  | RF-803/3 | Toilet seat | <ul style="list-style-type: none"> • toilet seat with aluminum tubes that can transform walker into toilet chair • width of toilet seat: 40 cm |
| 127 |  | RF-840 | Aluminium commode chair | <ul style="list-style-type: none"> • full backrest and comfortable cushion pad • plastic full length armrest • non-slip rubber tip • adjustable height according to the user height • max. user weight 130 kg |
| 128 |  | RF-810 | U-shape bath chair | <ul style="list-style-type: none"> • molded into U-shape to facilitate personal hygiene • strong aluminum base • rubber tips prevent slipping • comfortable backrest • easy to install • max. safe load: 110 kg • seat height adjustment: 350 mm– 450 mm |
| 129 |  | RF-811 | U-shape bath stool | <ul style="list-style-type: none"> • molded into "U" shape to facilitate personal hygiene. • strong aluminum base • rubber tips prevent slipping • easy to install • max. safe load: 110 kg • seat height adjustment: 350 mm– 450 mm |
| 130 |  | RF-820 | Bath chair | <ul style="list-style-type: none"> • helps in daily hygiene activities • made of strong, easily-washed plastic with special perforation which drains water away. • seat and backrest with comfortable handles • strong aluminum base • comfortable backrest • rubber tips prevent slipping • max. safe load: 110 kg • seat height adjustment: 340 mm– 440 mm |
| 131 |  | RF-821 | Bath stool | <ul style="list-style-type: none"> • helps in daily hygiene activities • made of strong, easily-washed plastic with special perforation which drains water away • seat with comfortable handles • strong aluminum base • rubber tips prevent slipping • max. safe load: 110 kg • seat height adjustment: 340 mm– 440 mm |








| ID | Photo | Item No. | Name | Description |
|-----|---|----------|---|--|
| 132 |  | RF-822 | Round bath stool | <ul style="list-style-type: none"> • compact, round form of this stool is ideal for smaller, narrow shower and tub spaces • made of aluminum frame • height adjustment: 38-56 cm (each leg has a spring lock pin for adjusting seat height) • safety suction rubber tips • PP seat 32 cm • seat color: blue • max. safe load: 136 kg • assembly kit: wing screws (allow to assemble the bath stool easily and without tools) |
| 133 |  | RF-823 | Bath stool & bathtub step in one | <ul style="list-style-type: none"> • combination of bath stool & bathtub step in one • made of aluminum frame • height adjustment: 20,5-26 cm (each leg has a spring lock pin for adjusting seat height) • seat panel is made of high strength PE (length: 41 cm, width: 22 cm) and has some holes in order to drain the surface water and reduce the accident of slipping • seat panel color: white • each leg has a anti-slip rubber tip • max. safe load: 120 kg • assembly kit: wing screws (allow to assemble the bath stool easily and without tools) |
| 134 |  | RF-824 | Swivel bath stool with storage plate | <ul style="list-style-type: none"> • padded seat rotates 360-degrees and locks every 90-degrees to reduce twisting and reaching while in the shower • made of aluminum frame • removable seat top for easy cleaning • comes with removable tray for storing personal items • height adjustment: 41,5-58,5 cm (each leg has a spring lock pin for adjusting seat height) • seat diameter: 35 cm • seat panel color: blue • each leg has a anti-slip rubber tip • max. safe load: 150 kg • easy tool-free assembly |
| 135 |  | RF-851 | Bathboard (68,50 cm) | <ul style="list-style-type: none"> • helps in dayly hygiene activities (bath) • adjustable mounting bath system (50 - 60 cm) • made of easily washable PVC |
| 136 | | RF-852 | Bathboard (71,10 cm) | <ul style="list-style-type: none"> • versatile, and easy to install • max. safe load: 180 kg • available widths: 68,50 cm (RF-851) and 71,10 cm (RF-852) |
| 137 |  | RF-853 | Aluminum bathtub seat | <ul style="list-style-type: none"> • adjustable bathtub mounting system (73-83 cm) • the frame is made of lightweight & durable aluminum tubes with anodized finish • seat panel is made of high strength PE (width: 20,5 cm x length: 40,5 cm) and has some holes in order to drain the surface water and reduce the accident of slipping • fitted with anti-slip rubber grips for added stability • seat panel color: white • max. safe load: 150 kg • easy tool-free assembly |
| 138 |  | RF-854 | Wall-mount folding shower seat 'Sophia' | <ul style="list-style-type: none"> • the frame is made of durable steel tubes with powder coated finish • the shower seat mounted on the wall can be folded up while not in use • the legs are adjustable in order to fit the mounting position • seat panel is made of high strength PE, is ergonomically designed with curve to offer comfortable support and has some holes in order to drain the surface water and reduce the accident of slipping • each leg has a anti-slip rubber tip • max. safe load: 100 kg • dimensions: seat width - 49 cm, seat depth: 29 cm, seat height - 44-49 cm • weight: 5,1 kg |






| ID | Photo | Item No. | Name | Description |
|-----|---|----------|------------------------------|--|
| 139 |  | RF-960 | Shampoo basin | <ul style="list-style-type: none"> • enable the caregiver to wash the patient's hair in a lying positions, securing the patient and his surrounding against water spill • vinyl basin filled with air • special recess for the neck • draining pipe fixed to the bottom of the bowl • dimensions: 53 x 61 x 20 cm • capacity: 10L |
| 140 |  | RF-961 | Shampoo basin with water bag | <ul style="list-style-type: none"> • enable the caregiver to wash the patient's hair in a lying positions, securing the patient and his surrounding against water spill • vinyl basin filled with air • special recess for the neck • draining pipe fixed to the bottom of the bowl • water bag included • dimensions: 53 x 61 x 20 cm • capacity: 10L |
| 141 |  | RF-900 | Bath tube rail | <ul style="list-style-type: none"> • designed for people who requires additional support in the bath • made of high quality steel, coated with white powder paint • strong and durable • versatile mounting system for various types of bathtubs (bottles) • max. safe load: 180 kg • overall length: 485 mm • fitting width adjustment: 82 mm – 172 mm |
| 142 |  | RF-920 | Toilet safety side rail | <ul style="list-style-type: none"> • perfect for people who needs an additional support in daily hygiene activities • suitable for installation in small spaces • made of high quality steel, covered with white paint powder • wall mounting • folding design • dimensions: 80 x 18 cm • max. safe load: 136 kg |
| 143 |  | RF-940 | Toilet safety rail | <ul style="list-style-type: none"> • an excellent support on both sides of the toilet • an aluminum tubing structure, fixed to the toilet seat lid mounting bolts • non-slip rubber tips • height adjustment: 640-740 mm • adjustable width: 520-620 mm |
| 144 |  | RF-750 | Reacher | <ul style="list-style-type: none"> • designed for people with limitations while bend down or catch • metal jaws with grooves and a magnet to enable picking up of small objects • contoured handle |
| 145 | | RF-751 | Reacher | |





| ID | Photo | Item No. | Name | Description |
|--|---|------------------------|--|---|
| TOILETING ACCESSORIES AND SELF-CARE AIDS | | | | |
| 146 |  | RF-890 | Male urinal bottle with cap | <ul style="list-style-type: none"> this urinary bottle is designed to handle physiological needs without getting out of bed for bedridden patients anatomically shaped specifically for men equipped with comfortable grip and secure cup made of polypropylene easy to clean suitable for cold sterilization, suitable for sterilization in dry air at 130 ° C or steam-sterilized in the autoclave at 126 ° C capacity: 1l dimensions: 28 x 12 x 11,3 cm |
| 147 |  | RF-891 | Female urinal bottle | <ul style="list-style-type: none"> designed to handle physiological needs without getting out of bed made for women has a specially shaped bottleneck made of polypropylene easy to clean suitable for cold sterilization, suitable for sterilization in dry air at 130 ° C or steam-sterilized in the autoclave at 126 ° C capacity: 0,7l dimensions 31 x 12 x 11,5 cm |
| 148 |  | RF-892 | Slipper Bed Pan with Lid | <ul style="list-style-type: none"> designed for patients confined to bed due to illness, surgery or limited mobility suitable for both male and female use and also for children easy to care polypropylene material secure fitting lid to prevent leaks and spills to reduce unpleasant odours suitable for cold sterilization, suitable for sterilization in dry air at 130 ° C or steam-sterilized in the autoclave at 126 ° C dimensions: 12,5 x 29,15 x 54,75 cm |
| 149 |  | NEW RF-896 | Slipper Bed Pan with Lid | <ul style="list-style-type: none"> designed for patients confined to bed due to illness, surgery or limited mobility suitable for both male and female use and also for children easy to care polypropylene material suitable for cold sterilization, suitable for sterilization in dry air at 130 ° C or steam-sterilized) but it also can be cleaned and disinfected with commonly used cleaning agents as an option, you can purchase disposable cardboard pulp RF-896/1 (see below for details) capacity: 2l dimensions: 48 cm (with handle) x 27 cm (width) x 8 cm (height) |
| 150 |  | NEW RF-896/1 | Disposable Cardboard Pulp for RF-896 Slipper Bed Pan | <ul style="list-style-type: none"> made from recycled pulp material with added waterproofing user-friendly option designed for single use intended to be used with RF-896 Slipper Bed Pan uses less energy and water than re-usable systems helps to improve working conditions, increase patient dignity and save assistant or nurse time fully bio-degradable (can be utilized in macerator) |
| 151 |  | NEW RF-893 | "Tulip" container | <ul style="list-style-type: none"> intended for use in hospitals or medical institutions for 24-hour urine collection equipped with a lid to keep the contents contained easy and convenient to use made of polyethylene easy to clean suitable for cold sterilization, suitable for sterilization in dry air at 130 ° C or steam-sterilized in the autoclave at 126 ° C capacity: 2 l dimensions: 19 x 18,5 cm |
| 152 |  | NEW RF-894/1 | Small Kidney Dish | <ul style="list-style-type: none"> used to hold instruments, medical waste and dressings during surgery it is also widely used for rinsing medical instruments using sterile water the shape of the dish allows it to be held against the patient's body to catch any falling fluids or debris easy and convenient to use made of polypropylene easy to keep clean suitable for cold sterilization, suitable for sterilization in dry air at 130 ° C or steam-sterilized in the autoclave at 126 ° C capacity: 0,3 l (RF-894/1); 0,7 l (RF-894/2) dimensions: 3,85 x 11,4 x 20,5 cm (RF-894/1); 4,5 x 14,65 x 28,2 cm (RF-894/2) |
| 153 | | RF-894/2 | Large Kidney Dish | |
| 154 |  | NEW RF-895 | Two Handled Beaker | <ul style="list-style-type: none"> intended for drinking fluids and semi-liquid foods (comes with 2 interchangeable lids, one with a small spout and one with a large spout) made of polypropylene plastic equipped with 2 easy grip handles suitable for cold sterilization (e.g. by using ethanol) capacity: 0,2 l |
| 155 |  | DNT | Denture cup with stainer | <ul style="list-style-type: none"> easy and simple storage box for denture with strainer and lid easy to care polyethylene material suitable for cold sterilization available in green size: 90x80x60 mm |



| ID | Photo | Item No. | Name | Description |
|-----|---|-------------|---------------------------------------|--|
| 156 |  | 702 | Denture/mouthguard case | <ul style="list-style-type: none"> • portable, easy to carry storage box for dentures and mouthguards • perforated vents to help keep dry and reduce odor • has a tight locking closure with a secure snap, letting you know your case will not open unexpectedly • available in 6 colors: orange, blue, green, yellow, light pink, salmon |
| 157 |  | NitrileSL | Nitrile gloves for allergy sufferers | <ul style="list-style-type: none"> • ideal for all users, including those who might experience skin sensitivities or allergic reactions to latex and powder (contain nitrile, called 'artificial latex') • material: nitrile butadiene rubber (NBR) • recommended for use in dental and medical offices • soft and flexible to provide more dexterity and tactile sensitivity • ensure superior protection during routine lab work • reduce the risk of irritation on the skin • color: lavender blue • available in XS, S, M, L and XL sizes • XS, S, M - 200 pcs./pack.; L, XL - 180 pcs/pack • the price is for 1 pack • storage life: 3 years |
| 158 |  | Latex | Lightly powdered latex gloves | <ul style="list-style-type: none"> • produced with a food grade cornstarch powder, which makes gloves easier to put on/off and prevent from sticking together • provides high elasticity (natural latex) • very flexible and durable, allow long-term use • offers good grip and tool feel • one glove fits left and right hand • color: natural white • available in XS, S, M, L and XL sizes • XS, S, M, L - 100 pcs./pack; XL - 90 pcs./pack • the price is for 1 pack • storage life: 5 years |
| 159 |  | LatexBPD | Powder free latex gloves | <ul style="list-style-type: none"> • powder free (they don't leave a residue on hands) • one glove fits left and right hand • textured fingertips to provide enhanced grip even in wet conditions • color: natural white • available in XS, S, M, L and XL sizes • XS, S, M, L - 100 pcs./pack; XL - 90 pcs./pack • the price is for 1 pack • storage life: 3 years |
| 160 |  | VinylBPD | Powder free vinyl gloves | <ul style="list-style-type: none"> • powder free (they don't leave a residue on hands) • free of latex proteins and accelerators • recommended for allergy sufferers or people with sensitive skin • one glove fits left and right hand • color: transparent • synthetic material • available in S, M, L and XL sizes • S, M, L - 100 pcs./pack; XL - 90 pcs./pack • the price is for 1 pack • shelf life: 5 years |
| 161 |  | Euroderm | Surgical gloves | <ul style="list-style-type: none"> • ensure great tactile sensitivity and reduction of hand fatigue even during longer operations • excellent tear and puncture resistance (increases safety) • single pack of two gloves - one left and one right (sterile, surgical) • full textured surface for better grip • extensive range of sizes (including half sizes): 6,5; 7; 7,5; 8; 8,5 • color: natural white • the price is for 1 pair • shelf life: 5 years |
| 162 |  | Euroderm MC | Surgical gloves for allergy sufferers | <ul style="list-style-type: none"> • powder free • ensure great tactile sensitivity and reduction of hand fatigue even during longer operations • excellent tear and puncture resistance (increases safety) • single pack of two gloves - one left and one right (sterile, surgical) • full textured surface for better grip • extensive range of sizes (including half sizes): 6,5; 7; 7,5; 8; 8,5 • color: natural white • the price is for 1 pair • shelf life: 5 years |











| ID | Photo | Item No. | Name | Description |
|----------------------|---|-------------|---|--|
| ORTHOPEDIC COLLARS | | | | |
| 163 |  | 869 | Neck brace (type "Campa") | <ul style="list-style-type: none"> • rigid and extremely light • made of polyethylene foam • velcro tape closure on both sides • mandibular and occipital supports made of lacquered aluminum sheet • waterproof, easy to use and maintain • size: M-medium and L-large • gender: unisex |
| HOISTS FOR PATIENTS | | | | |
| 164 |  | ML 135 | MobileLift 135 | <ul style="list-style-type: none"> • compact design • single castors with steel housing, double row bearings and castor locks • wide folded base • ergonomic push handles |
| 165 |  | ML 150 | MobileLift 150 | <ul style="list-style-type: none"> • electronic parts meet EN-60601-1 and EN-60601-1.2 standard • electric protection IP X4 • control box with emergency stop button • integrated charger with 100.240 V 50-60 Hz entry • maximum load capacity: 135 kg, 150 kg or 175 kg • total weight (kg) - 33/34 / 36.5 • height min - max (mm) - 1160-1810 / 1115-1745 / 1330-1860 • width min - max (mm) - 540-960 / 640-1140 / 640-1140 |
| 166 |  | ML 175 | MobileLift 175 | <ul style="list-style-type: none"> • length (mm) - 1130/1230/1360 • turning radius (mm) - 1220/1350/1500 • max strength needed to operate the pod (N) - finger <5, arm, shoulder <105, foot <300 • every MobileLift comes in standard with MobileSling |
| 167 |  | MS STANDARD | MobileSling | MobileSling, sizes: M, L |
| OXYGEN CONCENTRATORS | | | | |
| 168 |  | 525 Compact | Oxygen Concentrator DeVilbiss 525 KS | <ul style="list-style-type: none"> • made in USA • noticeably quiet operation – 15% typical sound quality improvement • readily accessible patient controls and protected cannula fitting • recessed humidifier nook prevents damage • easy to assemble/disassemble two-piece cabinet for ease of maintenance • lockable flow meter — Pediatric flow meter available • convenient top and side handles for easy transport • dimensions (H x W x L): 62.2 x 34 x 30.4 cm • weight: 16.3 kg • adjustable oxygen flow: 0.5 l / min to 5 l / min. • oxygen concentration: 93% (+/- 3%) • noise level: less than 40dB |
| 169 |  | PM4100 | EasyPulse Portable Oxygen Concentrator | <ul style="list-style-type: none"> • made in USA • designed for greater mobility • easy to use dial or push button operation • mode of delivery - pulsed dose only • whisper quiet operation • compact and Lightweight (<3kg) • high oxygen concentration (87%-95% on all settings) • comes with carry bag |
| 170 |  | E-1 | Finger Pulse Oximeter | <ul style="list-style-type: none"> • new non-invasive device designed for oxygen saturation and pulse rate detection • light compact design • easy, convenient to operate and carry • automatic power on and off • low power consumption • accurate measurement • anti-movement algorithm • high quality OLED display • dimensions: 5,7x3,1x3,1 cm |











| ID | Photo | Item No. | Name | Description |
|-----------------------|---|------------------|--|--|
| SLEEP THERAPY - CPAPs | | | | |
| 171 |  | C-0202009 | ICH AutoApex | <ul style="list-style-type: none"> clinically proven auto-adjusting algorithm PVA pressure relief function SD card & USB port for efficacy data retrieval stylish, high-quality design ultra quiet operation small footprint including heated humidifier |
| 172 | | C-0202008P | ICH PrimeApex | <ul style="list-style-type: none"> PVA pressure relief function SD card & USB port for efficacy data retrieval stylish, high-quality design ultra quiet operation small footprint including heated humidifier |
| 173 |  | C-0202007PP | XT AutoApex | <ul style="list-style-type: none"> palm-sized design including power supply easy to use interface clinically proven auto-adjusting algorithm PVA pressure relief function SD card & USB port for efficacy data retrieval built-in alarm clock function |
| 174 |  | C-0202011 | XT SenseApex | <ul style="list-style-type: none"> palm-sized design including power supply easy to use interface SD card for basic compliance data retrieval built-in alarm clock function |
| 175 |  | C-0204018 | Heated humidifier Apex for XT series | <ul style="list-style-type: none"> integrates perfectly with the XT line of machines from Apex to provided heated, moisturized air (decreasing dryness and irritation) 6 level adjustments for optimum humidification (30°-60° C) the patient can adjust up and down as necessary easy installation and minimal maintenance make overheat protection design water chamber capacity: 450 ml weight: 380 g |
| 176 |  | DV56SE | Drive DeVilbiss Sleepcube BiLevel ST | <ul style="list-style-type: none"> SleepCube Bilevel ST operates in two-level mode, in which the breathing is either triggered by the patient or by the device, while SleepCube Bilevel S - only by the patient SmartCode unique feature enables the analysis of the recording and printing reports via website automatic start of the device by breathing automatic turn-off after removing the mask possibility of using the device with different types of masks the breathing curve can be adjusted large, lighted LCD screen supports SmartLink system humidifier with a temperature control function as option 12 V power supply possible time delay: 0 – 45 min. in 5-minute increments noise level: < 26dB(A) pressure range: 3 - 25 cm H2O power range: 100 – 240 VAC / 50/60 Hz dimensions: 10,7 x 16,5 x 17,5 cm weight: 1,22 kg |
| 177 |  | DV5HH | Heated humidifier DeVilbiss for Sleepcube series | <ul style="list-style-type: none"> heated humidifier with a ten-level temperature adjustment (29°-65° C) convenient way of connecting and disconnecting weight: 0,794 kg |
| 178 |  | DV64E-SE | Drive DeVilbiss Blue Auto | <ul style="list-style-type: none"> automatic CPAP machine without humidifier improved sensitivity to a full spectrum of respiratory events means it detects more data and responds to a new level of accuracy, giving the user the most comfortable experience unique, exhalation relief technology called SmartFlex (exhalation pressure relief feature which reduces pressure on exhale and which also offers the user Flow Rounding settings to make transitions between inhalation and exhalation feel more natural) pressure range: 4 - 20 mBar noise level: 26 dBA dimensions of DeVilbiss Blue CPAP (H x W x D): 9,4 x 15,5 x 15 cm weight of DeVilbiss Blue CPAP: 0.9 kg |
| 179 |  | DV64E-SE + DV6HH | Drive DeVilbiss Blue Auto with heated humidifier | <ul style="list-style-type: none"> automatic CPAP machine with heated humidifier improved sensitivity to a full spectrum of respiratory events means it detects more data and responds to a new level of accuracy, giving the user the most comfortable experience unique, exhalation relief technology called SmartFlex (exhalation pressure relief feature which reduces pressure on exhale and which also offers the user Flow Rounding settings to make transitions between inhalation and exhalation feel more natural) pressure range: 4 - 20 mBar noise level: 26 dBA dimensions of DeVilbiss Blue CPAP with humidifier (H x W x D): 16,1 x 15,5 x 19,3 cm weight of DeVilbiss Blue CPAP with humidifier: 1.75 kg |




| ID | Photo | Item No. | Name | Description |
|-----|---|------------------|---|---|
| 180 |  | DV6HH | Heated humidifier DeVilbiss for Blue Auto series | <ul style="list-style-type: none"> • heated humidifier with Pulse Dose Humidification System (provides heated humidified air during inhalation only, to combat nasal congestion and dryness of the throat and nose, consumes less water compared to other humidifiers, eliminates 'rain-out' from tubing, provides a minimum of 8 hours humidified air for an uninterrupted sleep, does not require additional hose or power cord) • easy to fill, assemble and clean |
| 181 |  | DEX500S13 | Philips Respironics DreamStation Auto | <ul style="list-style-type: none"> • auto-adjusting CPAP machine without humidifier • adjusts pressure during the night on a breath-by-breath basis • Smart Ramp feature - the ramp feature allows patients to start their therapy at lower pressures, while the device will gradually increase the pressure to prescribed pressure over a set period. This ensures the patient can fall asleep comfortably while receiving air therapy at a much lower, comfortable pressure • A-Flex feature - provides pressure relief at the beginning of exhalation and softens transition avoiding spike ups from inhalation to exhalation. It's a smoother and more comfortable feeling. A-Flex mimics your natural breath the most • Mask fit check – feature to test mask fit • built-in Bluetooth • power supply (AC): 100 - 240 V, 50 - 60 Hz, 1.0 - 2.0 A • power supply (DC): 80 W, 12 V, 6.67 A • noise level: approx. 25.8 dB (A) at 10 hPa • pressure range: 4-20 hpa • Ramp time: 0 to 45 min. • dimensions without humidifier: 8,4 cm (H) x 15,7 cm (W) X 19,3 cm (D) • weight without humidifier: 1,33 kg |
| 182 |  | DEX500S13 + DEXH | Philips Respironics DreamStation Auto with humidifier | <ul style="list-style-type: none"> • Auto CPAP machine with humidifier • adjusts pressure during the night on a breath-by-breath basis • Smart Ramp feature - the ramp feature allows patients to start their therapy at lower pressures, while the device will gradually increase the pressure to prescribed pressure over a set period. This ensures the patient can fall asleep comfortably while receiving air therapy at a much lower, comfortable pressure • A-Flex feature - provides pressure relief at the beginning of exhalation and softens transition avoiding spike ups from inhalation to exhalation. It's a smoother and more comfortable feeling. A-Flex mimics your natural breath the most • Mask fit check – feature to test mask fit • built-in Bluetooth • power supply (AC): 100 - 240 V, 50 - 60 Hz, 1.0 - 2.0 A • power supply (DC): 80 W, 12 V, 6.67 A • noise level: approx. 25.8 dB (A) at 10 hPa • pressure range: 4-20 hpa • Ramp time: 0 to 45 min. • dimensions with humidifier: 8,4 cm (H) x 29,7 cm (W) X 19,3 cm (D) • weight with humidifier: 1.98 kg • heated tube (for more comfortable and natural breathing) - optional |
| 183 |  | DEXH | Heated humidifier Philips Respironics for DreamStation series | <ul style="list-style-type: none"> • user-friendly humidifier built to correspond with the DreamStation machiness in order to provide optimum comfort by adding moisture to therapy air • easily accessible and easy-to-clean water chamber • this humidifier offers a standard fixed heating mode as well as an "Adaptive" mode which automatically adjusts heat and moisture levels. • a heated tube may be added to therapy to maintain the warmth of the therapy air as it travels through the hose to the mask (optional) |
| 184 |  | HT15 | Heated tube Philips Respironics for DreamStation series | <ul style="list-style-type: none"> • provides air temperature control that allows patients to select their preferred humidification level of need and helps prevent rainout or condensation • the tubing is a 15 mm diameter and has a heated connection on one end that connects to the machine and a cuff on the other end that attaches to the mask. This connection is a universal size and will attach to all masks • tube heating setting is 0 - 5, 5 is the highest level • one click connection |

| ID | Photo | Item No. | Name | Description |
|-----|---|----------|------------------------------------|---|
| 185 |  | 37246 | ResMed AirSense 10 AutoSet | <ul style="list-style-type: none"> • auto-adjusting machine that changes pressure level throughout the night based on your needs • built-in humidifier and Climate Control system to help provide a more comfortable night's sleep (water chamber capacity - 380 ml) • comes in standard with ClimateLine heated tube designed to maintain the temperature of the humidified air as it passes through the tube • Fitting Feature - detect if the mask is sealed properly • SmartStart / StartStop feature allows you to start your machine automatically by breathing into the mask. Your CPAP treatment will also stop once the mask is removed • EZ-Start helps patients gradually acclimate to their prescribed level of therapy through automatic and personalized adjustments on CPAP pressure • AutoRamp™ feature delivers a low pressure to help you fall asleep, then ramps up to the required pressure • A-flex - algorithm that reduce pressure at exhalation and return it to the appropriate level on inhalation (helps mimic natural breathing patterns) • color LCD screen with intuitive menu navigation • AC Input Range: 100 - 240V, 50 - 60Hz, 1.0 - 1.5A, Class II; DC Output: 24V , 3.75A • noise level: approx. 26.6 dB (A) • pressure range: от 4 до 20cm H2O • Ramp time: 0-45 min. (in 5 min increments) • dimensions: 11,61 (H) x 25,5 (W) x 15,01 (D) cm • weight: 1,25 kg |
| 186 |  | 37247 | ResMed AirSense 10 AutoSet for Her | <ul style="list-style-type: none"> • auto-adjusting machine that also includes a gender-specific therapy mode • built-in humidifier and Climate Control system to help provide a more comfortable night's sleep (water chamber capacity - 380 ml) • comes in standard with ClimateLine heated tube designed to maintain the temperature of the humidified air as it passes through the tube • Fitting Feature - detect if the mask is sealed properly • SmartStart / StartStop feature allows you to start your machine automatically by breathing into the mask. Your CPAP treatment will also stop once the mask is removed • EZ-Start helps patients gradually acclimate to their prescribed level of therapy through automatic and personalized adjustments on CPAP pressure • AutoRamp™ feature delivers a low pressure to help you fall asleep, then ramps up to the required pressure • A-flex - algorithm that reduce pressure at exhalation and return it to the appropriate level on inhalation (helps mimic natural breathing patterns) • color LCD screen with intuitive menu navigation • AC input range: 100 - 240V, 50 - 60Hz, 1.0 - 1.5A, Class II; DC output range: 24V, 3.75A • noise level: approx. 26.6 dB (A) • pressure range: от 4 до 20cm H2O • Ramp time: 0-45 min. (in 5 min increments) • dimensions: 11,61 (H) x 24,00 (W) x 15,01 (D) cm • weight: 1,25 kg |
| 187 |  | 37244 | ResMed AirSense 10 Elite | <ul style="list-style-type: none"> • premium fixed-pressure device with integrated humidifier, heat tube, cellular connectivity and advanced event detection • the quiet Easy-Breathe motor makes for a peaceful environment for the patient and their bed partner • Expiratory pressure relief (EPR™) maintains the optimal treatment for the patient during inhalation and reduces pressure during exhalation • AutoRamp™ with sleep onset detection delivers a low pressure to help patients fall asleep with ease. Once the patient is asleep, it comfortably ramps up the pressure to the prescribed level • SmartStart™ allows the patient to start therapy by breathing in, instead of pressing the 'Start' button • the user-friendly controls, intuitive interface and color LCD screen make it simple to navigate menu and customize comfort settings • built-in ambient light sensor adjusts brightness of the screen based on the light in the room and turns off automatically • AC input range: 100-240V (50/60Hz) - переменного тока; DC outut range: 24V • noise level: approx 26.6 dB (A) • pressure range: от 4 до 20cm H2O • Ramp time: 0-45 min. (in 5 min increments) • dimensions (HxWxD): 11,6 cm x 20,5 cm x 15 cm • weight: 1,25 kg |
| 188 |  | 38122 | ResMed AirMini | <ul style="list-style-type: none"> • smallest portable CPAP on the market today (weighing less than a pound and fitting in the palm of your hand) • AirMini offers the same proven therapy modes used in the AirSense™10 CPAP machines • AirMini features HumidX™ and HumidX™ Plus, a waterless humidification system that allows you to leave the distilled water at home and still enjoy the benefits of humidification (when you exhale, heat and moisture is captured and stored within the HME's tiny paper ridges/filters. When you inhale, this heat and moisture is released to humidify the air you breathe in). • 3 therapy modes: CPAP, AutoSet™ and AutoSet for Her • You can control the AirMini from your smartphone (available for Android and iOS devices) with the AirMini app. Simply download and connect via Bluetooth • AC input range: 100-240V, 50-60Hz 115V; DC output range: 24V 0.83A • noise level: 30 dBA • pressure range: от 4 до 20cm H2O • Ramp time: 0-45 min. (in 5 min increments) • dimensions: (H) 13,6 cm (W) x 8,4 cm (D) x 5,2 cm • weight: 0,3 kg |

| ID | Photo | Item No. | Name | Description |
|------------|---|-------------------------------|---|---|
| 189 |  | NEW 37300 + 37296 | Heated humidifier and heated tube ResMed for AirSense 10 series | Heated humidifier and heated tube ResMed for AirSense 10 series (Autoset, Autoset for Her, Elite) |
| 190 |  | NEW 37300 | Heated humidifier ResMed for AirSense 10 series | Heated humidifier ResMed for AirSense 10 series (Autoset, Autoset for Her, Elite) |
| 191 |  | NEW 37296 | Heated tube ResMed for AirSense 10 series | Heated tube ResMed for AirSense 10 series (Autoset, Autoset for Her, Elite) |
| 192 |  | YH360 | Yuwell YH360 | <ul style="list-style-type: none"> • treatment mode: constant pressure CPAP with heated humidifier • color: white • pressure range: 4~20 cmH2O • точность давления: ± 0.5 cmH2O • time-lapse boosting: 0~45min • alarm protection: face mask fell alarm • power supply: 100-240V, 50-60Hz; DC 24V • USM air circuit system: ultra silence air circuit system • PCM: noise removal technology • dimensions: 27 x 13,5 x 10 cm • weight: 1,6 kg |
| 193 |  | YH560 | Yuwell YH560 | <ul style="list-style-type: none"> • treatment mode: auto-adjusting CPAP (APAP) with heated humidifier • color: white • pressure range: 4~20 cmH2O • pressure accuracy: ± 0.5 cmH2O • time-lapse boosting: 0~45min • alarm protection: face mask fell alarm • power supply: 100-240V, 50-60Hz; DC 24V • USM air circuit system: ultra silence air circuit system • PCM: noise removal technology • 3A self adapting frequency adjusting technique • dimensions: 27 x 13,5 x 10 cm • weight: 1,6 kg |
| 194 |  | YH580 | Yuwell YH580 | <ul style="list-style-type: none"> • treatment mode: auto-adjusting CPAP (APAP) with heated humidifier • color: black • pressure range: 4~20 cmH2O • pressure accuracy: ± 0.5 cmH2O • time-lapse boosting: 0~45min • alarm protection: face mask fell alarm • power supply: 100-240V, 50-60Hz; DC 24V • USM air circuit system: ultra silence air circuit system • PCM: noise removal technology • 3A self adapting frequency adjusting technique • dimensions: 27 x 13,5 x 10 cm • weight: 1,6 kg |
| 195 |  | YH360/2 YH560/2 YH580/2 | Heated humidifier for Yuwell YH series | <ul style="list-style-type: none"> • heated humidifier for Yuwell YH series (YH360, YH560, YH580) • medical PC material, safe and non-poisonous |
| CPAP MASKS | | | | |
| 196 |  | C-0204051 S | Apex Wizard 210 nasal mask | Nasal silicone mask Apex Wizard 210 with headgear - small size |
| 197 | | C-0204050 M | Apex Wizard 210 nasal mask | Nasal silicone mask Apex Wizard 210 with headgear - medium size |
| 198 | | C-0204049 L | Apex Wizard 210 nasal mask | Nasal silicone mask Apex Wizard 210 with headgear - large size |
| 199 |  | C-0204048 S | Apex Wizard 220 full face mask | Full face silicone mask Apex Wizard 220 with headgear - small size |
| 200 | | C-0204047 M | Apex Wizard 220 full face mask | Full face silicone mask Apex Wizard 220 with headgear - medium size |
| 201 | | C-0204046 L | Apex Wizard 220 full face mask | Full face silicone mask Apex Wizard 220 with headgear - large size |
| 202 |  | C-0204060 | Apex Wizard 230 nasal mask | Nasal pillow silicone mask Apex Wizard 230 with headgear - size S, M, L |

| ID | Photo | Item No. | Name | Description |
|-----|--|---|---|--|
| 203 |  NEW | C-0204074 - L C-0204075 - M C-0204076 - S | Apex Wizard 310 nasal mask | Nasal silicone mask Apex Wizard 310 with headgear - size S, M, L |
| 204 |  NEW | C-0204077 - L C-0204078 - M C-0204079 - S | Apex Wizard 320 full face mask | Full face silicone mask Apex Wizard 320 with headgear - size S, M, L |
| 205 |  NEW | 62903 | ResMed AirFit P10 nasal mask - standard | Nasal pillow silicone mask ResMed AirFit P10 with headgear - size S, M, L |
| 206 |  NEW | 63209 Standard | ResMed AirFit N10 nasal mask Standard | Nasal silicone mask ResMed AirFit N10 with headgear (Standard) |
| 207 | | 63211 Wide | ResMed AirFit N10 nasal mask Wide | Nasal silicone mask ResMed AirFit N10 with headgear (Wide) |
| 208 |  NEW | 63516 S | ResMed AirFit N20 nasal mask | Nasal silicone mask ResMed AirFit N20 with headgear - small size (for Her) |
| 209 | | 63517 M | ResMed AirFit N20 nasal mask | Nasal silicone mask ResMed AirFit N20 with headgear - medium size |
| 210 | | 63518 L | ResMed AirFit N20 nasal mask | Nasal silicone mask ResMed AirFit N20 with headgear - large size |
| 211 |  NEW | 63816 S | ResMed AirFit N30i nasal cradle mask | Nasal cradle mask ResMed AirFit N30i - small size |
| 212 | | 63815 M | ResMed AirFit N30i nasal cradle mask | Nasal cradle mask ResMed AirFit N30i - medium size |
| 213 |  NEW | 62100 | ResMed Mirage FX nasal mask | Nasal silicone mask ResMed Mirage FX with headgear - standard size |
| 214 |  NEW | 63106 M | ResMed AirFit F10 full face mask | Full face silicone mask ResMed AirFit F10 with headgear - medium size |
| 215 | | 63107 L | ResMed AirFit F10 full face mask | Full face silicone mask ResMed AirFit F10 with headgear - large size |
| 216 |  NEW | 64010 S | ResMed AirFit F20 full face mask | Full face silicone mask ResMed AirFit F10 with headgear - small size |
| 217 | | 64011 M | ResMed AirFit F20 full face mask | Full face silicone mask ResMed AirFit F10 with headgear - medium size |
| 218 | | 64012 L | ResMed AirFit F20 full face mask | Full face silicone mask ResMed AirFit F10 with headgear - large size |
| 219 |  NEW | 64114 S | ResMed AirFit F30 full face mask | Full face mask ResMed AirFit F30 - small size |
| 220 | | 64115 M | ResMed AirFit F30 full face mask | Full face mask ResMed AirFit F30 - medium size |

| ID | Photo | Item No. | Name | Description |
|-----|--|-----------|---|--|
| 221 |  NEW | 61704 M | ResMed Quattro FX full face mask | Full face silicone mask ResMed Quattro FX with headgear - medium size |
| 222 | | 61705 L | ResMed Quattro FX full face mask | Full face silicone mask ResMed Quattro FX with headgear - large size |
| 223 |  | D100N-S | DeVilbiss D100N nasal mask | Nasal silicone mask DeVilbiss D100N with headgear - small size |
| 224 | | D100N-M | DeVilbiss D100N nasal mask | Nasal silicone mask DeVilbiss D100N with headgear - medium size |
| 225 | | D100N-L | DeVilbiss D100N nasal mask | Nasal silicone mask DeVilbiss D100N with headgear - large size |
| 226 |  | D150F-S | DeVilbiss D150F full face mask | Full face silicone mask DeVilbiss D150F with headgear - small size |
| 227 | | D150F-M | DeVilbiss D150F full face mask | Full face silicone mask DeVilbiss D150F with headgear - medium size |
| 228 | | D150F-L | DeVilbiss D150F full face mask | Full face silicone mask DeVilbiss D150F with headgear - large size |
| 229 |  | 1050032 M | Philips Respironics Easy Life nasal mask | Nasal silicone mask Philips Respironics Easy Life with headgear - medium size |
| 230 | | 1050034 L | Philips Respironics Easy Life nasal mask | Nasal silicone mask Philips Respironics Easy Life with headgear - large size |
| 231 |  | 1104916 L | Philips Respironics Pico nasal mask | Nasal silicone mask Philips Respironics Pico with headgear - large size |
| 232 |  | 1094060 | Philips Respironics Wisp nasal mask | Nasal silicone mask Philips Respironics Wisp with headgear Wisp - 3 sizes in set (S, M, L) |
| 233 |  | 1090603 M | Philips Respironics Amara View full face mask | Full face silicone mask Philips Respironics Amara View with headgear - medium size |
| 234 | | 1090604 L | Philips Respironics Amara View full face mask | Full face silicone mask Philips Respironics Amara View with headgear - large size |
| 235 |  NEW | 1116700 | Nasal cradle mask Philips Respironics DreamWear | Nasal silicone cradle mask Philips Respironics DreamWear with headgear - 4 sizes in set (S,M, MW, L) |
| 236 |  | 400440U | Maska Fisher & Paykel Zest | Nasal silicone mask Fisher & Paykel Zest with headgear - standard size |
| 237 |  | 61912 | ResMed Gecko™ nasal pad | Gecko™ nasal pad for nose protection - small size |
| 238 | | 61913 | ResMed Gecko™ nasal pad | Gecko™ nasal pad for nose protection - large size |

| ID | Photo | Item No. | Name | Description |
|---------------|---|----------|------------------------------|---|
| SUCTION UNITS | | | | |
| 239 |  | 7E-C | Portable Phlegm Suction Unit | <ul style="list-style-type: none"> • new generation of oil free lubrication suction device, which is suitable to use by the patient who has difficulty in phlegm removal due to illness, coma and operation, as well as for aspirating such liquid as pus and blood during the clinical practice • it is the commonly applied medical device in the emergency room, operation room, and for nursing in sickroom and home health care • small in size, light in weight (4,4 kg) and portable • power supply: 220V, 50Hz • noise: 65dB(A) • pumping rate: ≥15L/min • knob for suction power regulation • reservoir volume: 1l • meets ISO standards for emergency transport • can be used by children over the age of 2 and by adults |
| 240 |  | 7314P-NE | DeVilbiss Vacu-Aide QSU | <ul style="list-style-type: none"> • small (21x20x21 cm) and lightweight (3 kg) • AC or accumulator power supply • has an easy-to-read, built-in regulator and a suction index for quick and accurate adjustment to patient's needs • convenient 800ml disposable container (in option: container 1200l) • equipped with a shoulder bag • very quiet • meets ISO standards for emergency transport • can be used by newborns, infants, children |
| 241 |  | 7305P-IS | DeVilbiss Vacu-Aide | <ul style="list-style-type: none"> • small and lightweight • AC or accumulator power supply • equipped with easy-to-read, built-in regulator and a suction index for quick and accurate adjustment to patient's needs • container 1200ml, refillable • shoulder bag attached • meets ISO standards for emergency transport |

| ID | Photo | Item No. | Name | Description |
|----|-------|----------|------|-------------|
|----|-------|----------|------|-------------|